

1 Gang Zigbee Switch (without Neutral wire)

Opal Ultra

Description

This Zigbee wireless switch is designed for integration to Zigbee lighting control system. Switch comes with amber LED indicator, with provision for engraving signage/icon on faceplate.

Specifications

Electrical:

Switch

- Rated Voltage: 220VAC ±20%, 50Hz
- Rated Output Load*:
 - >5W - ≤400W per circuit (Incandescent lamp)
 - >5W - ≤160W per circuit (LED lamp)
- Without Neutral wire connection

LED Indicator

- Amber LED on when switch is activated
- Amber LED blinking in pairing mode

Mechanical:


- Recommended wire size: 0.5mm²-1.5mm²
- Overall dimension: 88mm x 86mm x 35mm (HxWxD)
- Standard 86 wall box
- Operating temperature: -10 °C to 50 °C

*With internal 10A Latching Output Relays

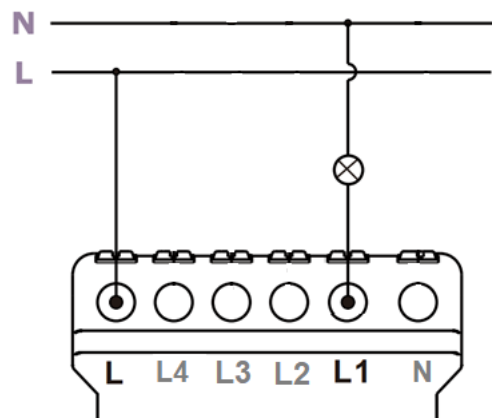


Switch button & LED indicator for pairing:

When pairing, blinking Amber LEDs (behind faceplate)



Switch Connection:




LED location & arrangement

(with faceplate removed, top-left corner switch button)



LEDs off



Amber LEDs (4) on




Amber LEDs (4) blinking when pairing

Technical Information:

- Zigbee 3.0 (2.4 GHz)
- Switch is an end-device (no router function)
- Operation range: 10-30m (indoors, depending on physical obstructions and interferences)
- Operating range can be extended with additional routers/repeaters (Mesh network topology)
- Easily pair with Zigbee Coordinator such as Tuya Smart Gateway
- Pairing – long press switch button (>10 sec), top-left amber LED blinking, off when paired successfully
- Blinking LED will turn off if not paired in about 3min.
- Reset pairing - long press switch button (>10 sec.), mobile App shows device as “off-line”
- Momentary power failure, when power is restored, output may remain at “ON” state
- Switch can be operated using its physical button switch, mobile APP (e.g., Smart Life App) or third-party voice-control devices e.g., Google Home/Nest

Example: Faceplate engraved with icon



Amber LED when ON

Ordering information

Colour	Part No.
White	GA4201-ZBA1
Matt Black	GA4201-ZBA1-SBL
Dark Champagne	GA4201-ZBA1-PS7
Champagne Grey	GA4201-ZBA1-ST5

The information given in this document may be amended. You are also reminded that all products must be installed by a qualified professional.